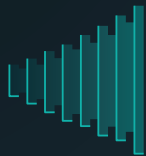


GNSS INLINE AMPLIFIERS



**AMPLIFIED
SIGNAL LOSS
SOLUTIONS**



**CONNECTIVITY
OPTIONS**



**SMALL FORM
FACTOR**



**MULTI-FREQUENCY
& CONSTELLATION**



SIGNAL LOSS ISSUES

GNSS signals become attenuated as they travel through long cable runs, this reduced signal gain can limit the ability of the receiver to provide a position solution to the point where the signal is completely undetectable or below the ideal strength required.

AMPLIFIED SOLUTIONS

The level of signal loss depends on the quality and length of cable used. A cable length exceeding 30 metres can result in a signal loss issue. StarLink inline amplifiers address this problem by amplifying the GNSS signal to provide increased gain, reducing the effects of attenuation.

INTERFERENCE MITIGATION

Weak GNSS signals are vulnerable to interference. StarLink inline amplifiers filter and reject unwanted interference, reducing the effect of internally generated electrical noise, whilst enabling GNSS signals to pass through.

RUGGED AND ADAPTABLE

StarLink inline amplifiers are made with gold plated brass and rugged and watertight packaging. They are available with SMA, TNC, BNC, or N connectors. Installation is a simple process, just attach the amplifier in line with your antenna cable. The amplifier uses the same power as the antenna so no extra power source is required. All StarLink products come with a full, one year parts and labour warranty.

TECHNICAL SPECIFICATIONS

MODEL L1L2

CONNECTORS

(GPS L1/L2/L5, GLONASS G1/G2/G3, GALILEO E1/E5/E6, BEIDOU B1 B2/B3, IRNSS, QZSS L6, SBAS, L-BAND)

13dB Gain +/- 2dB

LA-12-L1L2-N
LA-12-L1L2-S
LA-12-L1L2-B
LA-12-L1L2-T
LA-12-L1L2-TMF
LA-12-L1L2-BT
LA-12-L1L2-TS

N type, female
SMA type, female
BNC type, female
TNC type, female
TNC type, male to female
BNC type to TNC type female
TNC type to SMA type female

20dB Gain +/- 1dB

LA-21-L1L2-N
LA-21-L1L2-S
LA-21-L1L2-B
LA-21-L1L2-T
LA-21-L1L2-TMF
LA-21-L1L2-BT
LA-21-L1L2-TS

N type, female
SMA type, female
BNC type, female
TNC type, female
TNC type, male to female
BNC type to TNC type female
TNC type to SMA type female

MODEL 1575

CONNECTORS

(GPS L1, GLONASS G1, GALILEO E1, BEIDOU B1, SBAS, L-BAND)

15dB Gain +/- 1dB

LA-12-1575-100-N
LA-12-1575-100-S
LA-12-1575-100-T
LA-12-1575-100-B
LA-12-1575-100-TMF
LA-12-1575-100-BT
LA-12-1575-100-TS

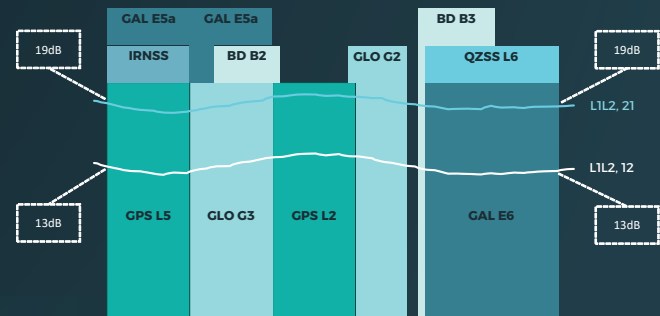
N type female both ends
SMA type female both ends
TNC type female both ends
BNC type, female
TNC type, male to female
BNC type to TNC type female
TNC type to SMA type female

20dB Gain +/- 1dB

LA-21-1575-100-N
LA-21-1575-100-S
LA-21-1575-100-T
LA-21-1575-100-B
LA-21-1575-100-TMF
LA-21-1575-100-BT
LA-21-1575-100-TS

N type female both ends
SMA type female both ends
TNC type female both ends
BNC type, female
TNC type, male to female
BNC type to TNC type female
TNC type to SMA type female

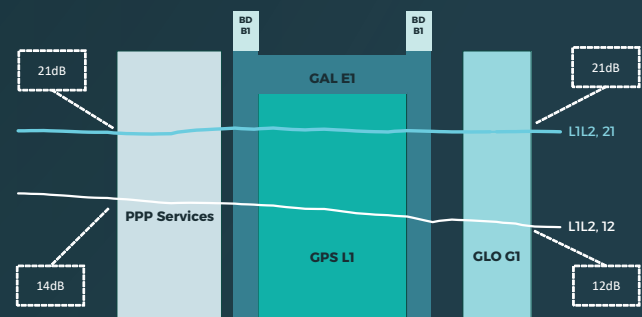
dB gain from StarLink L1L2 Inline Amplifiers – Lower Bands



GENERAL INFORMATION

- / Inline Amplifiers with TNC connectors are 3.770" in length. Length will vary slightly with "N" and "SMA" connectors installed.
- / Typical Noise figure for 1575 Inline Amplifiers is <3dB.
- / Typical Noise figure for L1L2 Inline Amplifiers is <4dB.
- / Input voltage for all models is from 3.3 to 28 Vd.c.
- / Current consumption is <36mA (typ. 25mA).
- / Operating temperature is -40°C (-40°F) to +70°C (158°F)
- / Storage temperature is -55°C (-67°F) to +85°C (185°F)
- / Relative humidity 0 - 100% condensing.
- / IP Rating: IP67
- / Certified to Safety Standards UL 62368-1/CSA No. 62368-1 (currently 1575 models only)

dB gain from StarLink L1L2 Inline Amplifiers – Upper Bands



dB gain from StarLink 1575 Inline Amplifiers

